












BLOCK 18












UNIT	01	02	03	04	05	06	07	08	09	10
LEVEL										
14	PH2 1722sqft		SOLD	BPS1 732sqft	DS1(d)(h) 1668sqft	C1(b)(h) 958sqft	BP1 753sqft	BPS2 775sqft	SOLD	CD1(h) 1259sqft
13	CD1 1152sqft	A1(h) 560sqft	SOLD	BPS1 732sqft	DS1(d) 1410sqft	C1(b) 850sqft	BP1 753sqft	BPS2 775sqft	SOLD	CD1 1152sqft
12	CD1 1152sqft	SOLD	SOLD	BPS1 732sqft	DS1(d) 1410sqft	C1(b) 850sqft	BP1 753sqft	BPS2 775sqft	A1 474sqft	CD1 1152sqft
11	CD1 1152sqft	SOLD	SOLD	BPS1 732sqft	DS1(d) 1410sqft	C1(b) 850sqft	BP1 753sqft	BPS2 775sqft	SOLD	CD1 1152sqft
10	CD1 1152sqft	SOLD	SOLD	BPS1 732sqft	DS1(d) 1410sqft	C1(b) 850sqft	BP1 753sqft	BPS2 775sqft	SOLD	CD1 1152sqft
9	CD1 1152sqft	SOLD	SOLD	BPS1 732sqft	DS1(d) 1410sqft	C1(b) 850sqft	BP1 753sqft	BPS2 775sqft	SOLD	CD1 1152sqft
8	CD1 1152sqft	SOLD	SOLD	BPS1 732sqft	DS1(d) 1410sqft	C1(b) 850sqft	SOLD	SOLD	SOLD	CD1 1152sqft
7	CD1 1152sqft	SOLD	SOLD	BPS1 732sqft	DS1(d) 1410sqft	C1(b) 850sqft	SOLD	BPS2 775sqft	SOLD	CD1 1152sqft
6	CD1 1152sqft	SOLD	SOLD	BPS1 732sqft	SOLD	C1(b) 850sqft	SOLD	BPS2 775sqft	SOLD	CD1 1152sqft
5	CD1 1152sqft	SOLD	SOLD	BPS1 732sqft	SOLD	C1(b) 850sqft	SOLD	BPS2 775sqft	SOLD	CD1 1152sqft
4	CD1 1152sqft	A1 474sqft	SOLD	BPS1 732sqft	DS1(d) 1410sqft	C1(b) 850sqft	SOLD	BPS2 775sqft	SOLD	CD1 1152sqft
3	CD1 1152sqft	A1 474sqft	SOLD	BPS1 732sqft	DS1(b) 1410sqft	C1(a) 850sqft	BP1 753sqft	BPS2 775sqft	SOLD	CD1 1152sqft
2	CD1 1152sqft	A1 474sqft	SOLD	VOID	DS1(b) 1410sqft	C1(a) 850sqft	BP1 753sqft	BPS2 775sqft	SOLD	CD1 1152sqft
1	CD1(PES) 1173sqft	SOLD	SOLD		DS1(PES) 1453sqft	C1(a)pes 861sqft	SOLD	BPS2 775sqft	SOLD	CD1(PES) 1173sqft
B1	CARPARK									
B2										

	TYPE A	1 BEDROOM
	TYPE AS	1 BEDROOM+STUDY
	TYPE B	2 BEDROOM
	TYPE BS	2 BEDROOM+STUDY
	TYPE BP	2 BEDROOM PREMIUM
	TYPE BPS	2 BEDROOM PREMIUM+STUDY
	TYPE C	3 BEDROOM
	TYPE CP	3 BEDROOM PREMIUM
	TYPE CD	3 BEDROOM DELUXE
	TYPE DS	4 BEDROOM PREMIUM+STUDY
	PH	PENTHOUSE


AFFINITY
 AT SERANGOON

BLOCK 20

UNIT	11	12	13	14	15	16	17	18	19	20
LEVEL										
14	PH2 1722sqft.		SOLD	BPS1 732sqft	DS1(h) 1711sqft	C1(a)(h) 958sqft	BP1 753sqft	BPS2 775sqft	A1 474sqft	CD1(a)(h) 1259sqft
13	CD1(a) 1152sqft	A1(h) 560sqft	SOLD	BPS1 732sqft	SOLD	C1(a) 850sqft	BP1 753sqft	BPS2 775sqft	SOLD	CD1(a) 1152sqft
12	SOLD	A1 474sqft	SOLD	BPS1 732sqft	DS1 1453sqft	C1(a) 850sqft	BP1 753sqft	BPS2 775sqft	SOLD	CD1(a) 1152sqft
11	CD1(a) 1152sqft	A1 474sqft	SOLD	BPS1 732sqft	SOLD	C1(a) 850sqft	SOLD	BPS2 775sqft	SOLD	CD1(a) 1152sqft
10	SOLD	A1 474sqft	SOLD	SOLD	SOLD	C1(a) 850sqft	SOLD	BPS2 775sqft	SOLD	CD1(a) 1152sqft
9	SOLD	A1 474sqft	SOLD	SOLD	SOLD	C1(a) 850sqft	SOLD	BPS2 775sqft	SOLD	CD1(a) 1152sqft
8	SOLD	A1 474sqft \$756,000	SOLD	SOLD	SOLD	C1(a) 850sqft	SOLD	BPS2 775sqft	SOLD	CD1(a) 1152sqft
7	CD1(a) 1152sqft	A1 474sqft	SOLD	SOLD	SOLD	C1(a) 850sqft	SOLD	BPS2 775sqft	SOLD	SOLD
6	CD1(a) 1152sqft	SOLD	SOLD	SOLD	DS1 1453sqft	C1(a) 850sqft	SOLD	BPS2 775sqft	SOLD	SOLD
5	CD1(a) 1152sqft	A1 474sqft	SOLD	BPS1 732sqft	DS1 1453sqft	C1(a) 850sqft	SOLD	BPS2 775sqft	SOLD	CD1(a) 1152sqft
4	CD1(a) 1152sqft	A1 474sqft	SOLD	BPS1 732sqft	DS1 1453sqft	C1(a) 850sqft	BP1 753sqft	BPS2 775sqft	SOLD	CD1(a) 1152sqft
3	CD1(a) 1152sqft	A1 474sqft	SOLD	BPS1 732sqft	DS1 1453sqft	C1(a) 850sqft	BP1 753sqft	BPS2 775sqft	SOLD	SOLD
2	CD1(a) 1152sqft	A1 474sqft	SOLD	VOID	DS1 1453sqft	C1(a) 850sqft	BP1 753sqft	BPS2 775sqft	SOLD	CD1(a) 1152sqft
1	SOLD	A1(PES) 484sqft	SOLD		DS1(PES) 1453sqft	C1(a)(PES) 861sqft	BP1(PES) 775sqft	BPS2(PES) 775sqft	SOLD	SOLD
B1	CARPARK									
B2										

	TYPE A	1 BEDROOM
	TYPE AS	1 BEDROOM+STUDY
	TYPE B	2 BEDROOM
	TYPE BS	2 BEDROOM+STUDY
	TYPE BP	2 BEDROOM PREMIUM
	TYPE BPS	2 BEDROOM PREMIUM+STUDY
	TYPE C	3 BEDROOM
	TYPE CP	3 BEDROOM PREMIUM
	TYPE CD	3 BEDROOM DELUXE
	TYPE DS	4 BEDROOM PREMIUM+STUDY
	PH	PENTHOUSE


AFFINITY
 AT SERANGOON

BLOCK 22

UNIT	21	22	23	24	25	26	27	28	29	30	31
LEVEL											
14	PH2 1722sqft		SOLD	BPS1 732sqft	DS1(c)(h) 1711sqft	C1(h) 958sqft	AS2 614sqft	AS1 538sqft	AS1 538sqft	A1 474sqft	CD1(a)(h) 1259sqft
13	CD1 1152sqft	A1(h) 560sqft	SOLD	BPS1 732sqft	DS1(c) 1453sqft	C1 850sqft	AS2 614sqft	AS1 538sqft	AS1 538sqft	A1 474sqft	CD1(a) 1152sqft
12	CD1 1152sqft	A1 474sqft	SOLD	BPS1 732sqft	SOLD	C1 850sqft	AS2 614sqft	AS1 538sqft	AS1 538sqft	A1 474sqft	CD1(a) 1152sqft
11	CD1 1152sqft	A1 474sqft	SOLD	BPS1 732sqft	DS1(c) 1453sqft	C1 850sqft	AS2 614sqft	AS1 538sqft	AS1 538sqft	A1 474sqft	CD1(a) 1152sqft
10	CD1 1152sqft	A1 474sqft	SOLD	BPS1 732sqft	DS1(c) 1453sqft	C1 850sqft	AS2 614sqft	AS1 538sqft	AS1 538sqft	A1 474sqft	CD1(a) 1152sqft
9	CD1 1152sqft	A1 474sqft	SOLD	BPS1 732sqft	DS1(c) 1453sqft	SOLD	AS2 614sqft	AS1 538sqft	AS1 538sqft	A1 474sqft	CD1(a) 1152sqft
8	CD1 1152sqft	A1 474sqft	SOLD	SOLD	SOLD	SOLD	AS2 614sqft	AS1 538sqft	AS1 538sqft	A1 474sqft	CD1(a) 1152sqft
7	CD1 1152sqft	A1 474sqft	SOLD	BPS1 732sqft	DS1(c) 1453sqft	SOLD	AS2 614sqft	AS1 538sqft	AS1 538sqft	A1 474sqft	CD1(a) 1152sqft
6	CD1 1152sqft	A1 474sqft	SOLD	BPS1 732sqft	DS1(c) 1453sqft	SOLD	SOLD	AS1 538sqft	AS1 538sqft	A1 474sqft	CD1(a) 1152sqft
5	CD1 1152sqft	A1 474sqft	SOLD	BPS1 732sqft	DS1(c) 1453sqft	C1 850sqft	AS2 614sqft	AS1 538sqft	AS1 538sqft	A1 474sqft	CD1(a) 1152sqft
4	CD1 1152sqft	A1 474sqft	SOLD	BPS1 732sqft	DS1(c) 1453sqft	C1 850sqft	AS2 614sqft	AS1 538sqft	AS1 538sqft	A1 474sqft	CD1(a) 1152sqft
3	CD1 1152sqft	A1 474sqft	SOLD	BPS1 732sqft	DS1(a) 1410sqft	C1 850sqft	AS2 614sqft	AS1 538sqft	AS1 538sqft	SOLD	CD1 1152sqft
2	CD1 1152sqft	A1 474sqft	SOLD	VOID	DS1(a) 1410sqft	C1 850sqft	AS2 614sqft	AS1 538sqft	AS1 538sqft	A1 474sqft	CD1 1152sqft
1	CD1(PES) 1173sqft	A1(PES) 484sqft	SOLD		DS1(a)(PES) 1442sqft	SOLD	AS2(PES) 646sqft	SOLD	AS1(PES) 560sqft	A1(PES) 484sqft	CD1(PES) 1173sqft
B1	CARPARK										
B2											

	TYPE A	1 BEDROOM
	TYPE AS	1 BEDROOM+STUDY
	TYPE B	2 BEDROOM
	TYPE BS	2 BEDROOM+STUDY
	TYPE BP	2 BEDROOM PREMIUM
	TYPE BPS	2 BEDROOM PREMIUM+STUDY
	TYPE C	3 BEDROOM
	TYPE CP	3 BEDROOM PREMIUM
	TYPE CD	3 BEDROOM DELUXE
	TYPE DS	4 BEDROOM PREMIUM+STUDY
	PH	PENTHOUSE


AFFINITY
 AT SERANGOON

BLOCK 24

UNIT	32	33	34	35	36	37	38	39	40	41	42
LEVEL											
14	CP1(a)(h) 1249sqft	BPS1 732sqft	BS1 624sqft	A1 474sqft	CD1(h) 1259sqft	CD1(a)(h) 1259sqft	A1 474sqft	AS1 538sqft	AS1 538sqft	AS2 614sqft	C1(h) 958sqft
13	CP1(a) 1076sqft	BPS1 732sqft	BS1 624sqft	A1 474sqft	CD1 1152sqft	CD1(a) 1152sqft	A1 474sqft	AS1 538sqft	AS1 538sqft	AS2 614sqft	C1 850sqft
12	CP1(a) 1076sqft	BPS1 732sqft	BS1 624sqft	A1 474sqft	CD1 1152sqft	CD1(a) 1152sqft	A1 474sqft	AS1 538sqft	AS1 538sqft	AS2 614sqft	C1 850sqft
11	CP1(a) 1076sqft	BPS1 732sqft	BS1 624sqft	A1 474sqft	CD1 1152sqft	CD1(a) 1152sqft	A1 474sqft	AS1 538sqft	AS1 538sqft	SOLD	C1 850sqft
10	CP1(a) 1076sqft	BPS1 732sqft	BS1 624sqft	A1 474sqft	CD1 1152sqft	CD1(a) 1152sqft	A1 474sqft	AS1 538sqft	AS1 538sqft	AS2 614sqft	C1 850sqft
9	CP1(a) 1076sqft	BPS1 732sqft	BS1 624sqft	A1 474sqft	CD1 1152sqft	CD1(a) 1152sqft	A1 474sqft	AS1 538sqft	AS1 538sqft	AS2 614sqft	C1 850sqft
8	CP1(a) 1076sqft	BPS1 732sqft	SOLD	A1 474sqft	CD1 1152sqft	CD1(a) 1152sqft	A1 474sqft	AS1 538sqft	AS1 538sqft	AS2 614sqft	C1 850sqft
7	CP1(a) 1076sqft \$1,551,000	BPS1 732sqft	SOLD	A1 474sqft	CD1 1152sqft	CD1(a) 1152sqft	A1 474sqft	AS1 538sqft	AS1 538sqft	SOLD	C1 850sqft
6	CP1(a) 1076sqft	BPS1 732sqft	SOLD	A1 474sqft	CD1 1152sqft	CD1(a) 1152sqft	A1 474sqft	AS1 538sqft	AS1 538sqft	AS2 614sqft	C1 850sqft
5	CP1(a) 1076sqft	BPS1 732sqft	SOLD	A1 474sqft	CD1 1152sqft	CD1(a) 1152sqft	A1 474sqft	AS1 538sqft	AS1 538sqft	AS2 614sqft	C1 850sqft
4	CP1(a) 1076sqft	BPS1 732sqft	SOLD	A1 474sqft	CD1 1152sqft	CD1(a) 1152sqft	A1 474sqft	AS1 538sqft	AS1 538sqft	AS2 614sqft	C1 850sqft
3	CP1 1076sqft	SOLD	SOLD	A1 474sqft	CD1 1152sqft	CD1 1152sqft	A1 474sqft	AS1 538sqft	AS1 538sqft	AS2 614sqft	C1 850sqft
2	CP1 1076sqft	VOID	SOLD	A1 474sqft	CD1 1152sqft	CD1 1152sqft	A1 474sqft	AS1 538sqft	AS1 538sqft	AS2 614sqft	C1 850sqft
1	CP1(PES) 1098sqft		SOLD	AS1(PES) 560sqft	CD1(PES) 1173sqft	CD1(PES) 1173sqft	A1(a)(PES) 484sqft	AS1(a)(PES) 560sqft	AS1(a)(PES) 560sqft	AS2(a)(PES) 646sqft	C1(b)(PES) 861sqft
B1	CARPARK										
B2											

	TYPE A 1 BEDROOM
	TYPE AS 1 BEDROOM+STUDY
	TYPE B 2 BEDROOM
	TYPE BS 2 BEDROOM+STUDY
	TYPE BP 2 BEDROOM PREMIUM
	TYPE BPS 2 BEDROOM PREMIUM+STUDY
	TYPE C 3 BEDROOM
	TYPE CP 3 BEDROOM PREMIUM
	TYPE CD 3 BEDROOM DELUXE
	TYPE DS 4 BEDROOM PREMIUM+STUDY
	PH PENTHOUSE


AFFINITY
 AT SERANGOON

BLOCK 26

UNIT	43	44	45	46	47	48	49	50	51	52	53
LEVEL											
14	PHS1 1572sqft. \$2,360,000		BS1 624sqft	BPS1 732sqft	SOLD	C1(h) 958sqft	AS2 614sqft	AS1 538sqft	AS1 538sqft	A1 474sqft	C2(b)(h) 1012sqft
13	SOLD	A1(h) 560sqft	BS1 624sqft	BPS1 732sqft	CP1(a) 1076sqft	C1 850sqft	AS2 614sqft	AS1 538sqft	AS1 538sqft	A1 474sqft	C2(b) 904sqft
12	C2 904sqft	A1 474sqft	BS1 624sqft	BPS1 732sqft	SOLD	C1 850sqft	SOLD	AS1 538sqft	AS1 538sqft	SOLD	C2(b) 904sqft
11	SOLD	A1 474sqft	BS1 624sqft	BPS1 732sqft	CP1(a) 1076sqft	C1 850sqft	AS2 614sqft	AS1 538sqft	AS1 538sqft	SOLD	C2(b) 904sqft
10	SOLD	A1 474sqft	SOLD	BPS1 732sqft	SOLD	C1 850sqft	AS2 614sqft	AS1 538sqft	SOLD	SOLD	C2(b) 904sqft
9	SOLD	A1 474sqft	SOLD	BPS1 732sqft	SOLD	C1 850sqft	AS2 614sqft	AS1 538sqft	AS1 538sqft	SOLD	C2(b) 904sqft
8	SOLD	A1 474sqft	SOLD	SOLD	SOLD	SOLD	SOLD	AS1 538sqft	AS1 538sqft	SOLD	C2(b) 904sqft
7	SOLD	A1 474sqft	SOLD	SOLD	CP1(a) 1076sqft	C1 850sqft	AS2 614sqft	AS1 538sqft	AS1 538sqft	SOLD	C2(b) 904sqft
6	SOLD	A1 474sqft	SOLD	SOLD	SOLD	C1 850sqft	AS2 614sqft	SOLD	AS1 538sqft	SOLD	C2(b) 904sqft
5	SOLD	A1 474sqft	BS1 624sqft	SOLD	SOLD	C1 850sqft	AS2 614sqft	SOLD	AS1 538sqft	SOLD	C2(b) 904sqft
4	C2 904sqft	A1 474sqft	BS1 624sqft	SOLD	CP1(a) 1076sqft	C1 850sqft	AS2 614sqft	AS1 538sqft	AS1 538sqft	SOLD	C2(b) 904sqft
3	C2 904sqft	A1 474sqft	BS1 624sqft	BPS1 732sqft	CP1(a) 1076sqft	C1 850sqft	AS2 614sqft	SOLD	AS1 538sqft	SOLD	C2 904sqft
2	C2 904sqft	A1 474sqft	BS1 624sqft	VOID	CP1(a) 1076sqft	C1 850sqft	AS2 614sqft	SOLD	AS1 538sqft	SOLD	C2 904sqft
1	SOLD	A1(PES) 484sqft	B1(PES) 635sqft		CP1(PES) 1098sqft	C1(b)(PES) 861sqft	AS2(a)(PES) 646sqft	AS1(a)(PES) 560sqft	AS1(a)(PES) 560sqft	SOLD	C2(b)(PES) 926sqft
B1	CARPARK										
B2											

	TYPE A 1 BEDROOM
	TYPE AS 1 BEDROOM+STUDY
	TYPE B 2 BEDROOM
	TYPE BS 2 BEDROOM+STUDY
	TYPE BP 2 BEDROOM PREMIUM
	TYPE BPS 2 BEDROOM PREMIUM+STUDY
	TYPE C 3 BEDROOM
	TYPE CP 3 BEDROOM PREMIUM
	TYPE CD 3 BEDROOM DELUXE
	TYPE DS 4 BEDROOM PREMIUM+STUDY
	PH PENTHOUSE


AFFINITY
 AT SERANGOON

BLOCK 28

UNIT	54	55	56	57	58	59	60	61	62	63	64
LEVEL											
14	PHS1 1572sqft \$2,388,000		BS1 624sqft	SOLD	SOLD	PH1 1582sqft \$2,267,000		AS1 538sqft	AS1 538sqft	PHS1 1572sqft	
13	C2(b) 904sqft	A1(h) 560sqft	BS1 624sqft	BPS1 732sqft	CP1 1076sqft	SOLD	AS2(h) 689sqft	AS1 538sqft	AS1 538sqft	A1(h) 560sqft	C2(b) 904sqft
12	SOLD	A1 474sqft	SOLD	SOLD	SOLD	SOLD	AS2 614sqft	AS1 538sqft	AS1 538sqft	A1 474sqft	C2(b) 904sqft
11	C2(b) 904sqft	A1 474sqft	BS1 624sqft	SOLD	SOLD	SOLD	AS2 614sqft	AS1 538sqft	AS1 538sqft	A1 474sqft	C2(b) 904sqft
10	C2(b) 904sqft	A1 474sqft	BS1 624sqft	SOLD	SOLD	SOLD	SOLD	AS1 538sqft	AS1 538sqft	A1 474sqft	C2(b) 904sqft
9	SOLD	A1 474sqft	BS1 624sqft	SOLD	SOLD	SOLD	SOLD	AS1 538sqft	AS1 538sqft	A1 474sqft	C2(b) 904sqft
8	C2(b) 904sqft	A1 474sqft	BS1 624sqft	SOLD	SOLD	SOLD	SOLD	AS1 538sqft	AS1 538sqft	A1 474sqft	C2(b) 904sqft
7	C2(b) 904sqft	A1 474sqft	BS1 624sqft	SOLD	SOLD	SOLD	SOLD	AS1 538sqft	AS1 538sqft	A1 474sqft	C2(b) 904sqft
6	C2(b) 904sqft	SOLD	BS1 624sqft	SOLD	SOLD	SOLD	SOLD	AS1 538sqft	AS1 538sqft	A1 474sqft	C2(b) 904sqft
5	C2(b) 904sqft	SOLD	BS1 624sqft	SOLD	SOLD	SOLD	SOLD	AS1 538sqft	AS1 538sqft	A1 474sqft	SOLD
4	C2(b) 904sqft	SOLD	BS1 624sqft	SOLD	SOLD	C1 850sqft	AS2 614sqft	AS1 538sqft	AS1 538sqft	A1 474sqft	C2(b) 904sqft
3	C2 904sqft	SOLD	BS1 624sqft	SOLD	CP1 1076sqft	SOLD	AS2 614sqft	AS1 538sqft	AS1 538sqft	A1 474sqft	C2 904sqft
2	C2 904sqft	A1 474sqft	BS1 624sqft	VOID	CP1 1076sqft	OFC/FCC	SOLD	SHOP 484sqft	SOLD	SHOP 538sqft	SHOP
1	C2(PES) 926sqft	A1(PES) 484sqft	B1(PES) 635sqft		CP1(PES) 1098sqft						
B1	CARPARK										
B2											

	TYPE A	1 BEDROOM
	TYPE AS	1 BEDROOM+STUDY
	TYPE B	2 BEDROOM
	TYPE BS	2 BEDROOM+STUDY
	TYPE BP	2 BEDROOM PREMIUM
	TYPE BPS	2 BEDROOM PREMIUM+STUDY
	TYPE C	3 BEDROOM
	TYPE CP	3 BEDROOM PREMIUM
	TYPE CD	3 BEDROOM DELUXE
	TYPE DS	4 BEDROOM PREMIUM+STUDY
	PH	PENTHOUSE


AFFINITY
 AT SERANGOON

BLOCK 30

UNIT	65	66	67	68	69	70	71	72	73	74	75
LEVEL											
14	CP1(a)(h) 1249sqft	BPS1 732sqft	BS1 624sqft	PHS1 1572sqft		PHS1 1572sqft		AS1 538sqft	SOLD	PH1 1582sqft \$2,323,000	
13	CP1(a) 1076sqft	BPS1 732sqft	BS1 624sqft	A1(h) 560sqft	C2 904sqft	C2(b) 904sqft	A1(h) 560sqft	AS1 538sqft	AS1 538sqft	AS2(h) 689sqft	C1 850sqft
12	SOLD	BPS1 732sqft	BS1 624sqft	A1 474sqft	C2 904sqft	C2(b) 904sqft	A1 474sqft	AS1 538sqft	AS1 538sqft	AS2 614sqft	C1 850sqft
11	CP1(a) 1076sqft	BPS1 732sqft	BS1 624sqft	A1 474sqft	C2 904sqft	C2(b) 904sqft	A1 474sqft	AS1 538sqft	SOLD	SOLD	C1 850sqft
10	CP1(a) 1076sqft	BPS1 732sqft	BS1 624sqft	A1 474sqft	C2 904sqft	C2(b) 904sqft	SOLD	AS1 538sqft	SOLD	AS2 614sqft	C1 850sqft
9	CP1(a) 1076sqft	BPS1 732sqft	BS1 624sqft	A1 474sqft	C2 904sqft	C2(b) 904sqft	A1 474sqft	AS1 538sqft	SOLD	AS2 614sqft	C1 850sqft
8	CP1(a) 1076sqft	BPS1 732sqft	BS1 624sqft	A1 474sqft	SOLD	C2(b) 904sqft	SOLD	AS1 538sqft	SOLD	SOLD	C1 850sqft
7	CP1(a) 1076sqft	BPS1 732sqft	BS1 624sqft	A1 474sqft	C2 904sqft	C2(b) 904sqft	SOLD	AS1 538sqft	SOLD	SOLD	SOLD
6	CP1(a) 1076sqft	BPS1 732sqft	SOLD	SOLD	C2 904sqft	C2(b) 904sqft	SOLD	AS1 538sqft	SOLD	SOLD	C1 850sqft
5	CP1(a) 1076sqft	BPS1 732sqft	SOLD	A1 474sqft	C2 904sqft	C2(b) 904sqft	SOLD	AS1 538sqft	SOLD	SOLD	C1 850sqft
4	CP1(a) 1076sqft	BPS1 732sqft	BS1 624sqft	A1 474sqft	C2 904sqft	C2(b) 904sqft	A1 474sqft	AS1 538sqft	AS1 538sqft	SOLD	C1 850sqft
3	CP1 1076sqft	BPS1 732sqft	BS1 624sqft	A1 474sqft	C2 904sqft	C2 904sqft	A1 474sqft	AS1 538sqft	AS1 538sqft	SOLD	C1 850sqft
2	CP1 1076sqft	VOID	BS1 624sqft	SOLD	C2 904sqft	C2 904sqft	SOLD	SOLD	SOLD	AS2 614sqft	C1 850sqft
1	VOID		B1(PES) 635sqft	A1(PES) 484sqft	C2(PES) 926sqft	C2(a)(PES) 926sqft	A1 474sqft	AS1(a)(PES) 560sqft	AS1(a)(PES) 560sqft	AS2(a)(PES) 646sqft	VOID
B1	CARPARK										
B2											

	TYPE A 1 BEDROOM
	TYPE AS 1 BEDROOM+STUDY
	TYPE B 2 BEDROOM
	TYPE BS 2 BEDROOM+STUDY
	TYPE BP 2 BEDROOM PREMIUM
	TYPE BPS 2 BEDROOM PREMIUM+STUDY
	TYPE C 3 BEDROOM
	TYPE CP 3 BEDROOM PREMIUM
	TYPE CD 3 BEDROOM DELUXE
	TYPE DS 4 BEDROOM PREMIUM+STUDY
	PH PENTHOUSE


AFFINITY
 AT SERANGOON

STRATA TERRACE HOUSE

UNIT	10	10A	12	12A	14	14A	16	16A
LEVEL								
2								
1	SL2B(a) 2325sqft	SL2B 2303sqft	SL2B 2303sqft	SL2B 2303sqft	SL2B 2303sqft	SL2B 2303sqft	SL2B 2303sqft	SL2B(b) 2325sqft
B1								
B2	COMMON CARPARK							

STRATA TERRACE HOUSE

UNIT	32	32A	34	34A	36	36A	38	38A	40	40A	42	42A	44
LEVEL													
2													
1	SOLD	SL1 2067sqft	SL1 2067sqft	SL1 2067sqft	SL1 2067sqft	SOLD	SOLD	SOLD	SL1 2067sqft	SL1 2067sqft	SOLD	SOLD	SOLD
B1													
B2	COMMON CARPARK												

STRATA TERRACE HOUSE

UNIT	46	46A	48	48A	50	50A	52	52A	54	54A	56	56A	58	58A	60	60A	62	62A	64
LEVEL																			
2																			
1	SOLD	SL2A 2336sqft	SL2A 2336sqft	SL2A 2336sqft	SL2A 2336sqft	SL2A 2336sqft	SL2A 2336sqft	SL2A 2336sqft	SL2A 2336sqft	SL2A 2336sqft	SL2A 2336sqft	SL2A 2336sqft	SL2A 2336sqft	SL2A 2336sqft	SL2A 2336sqft	SL2A(b) 2336sqft	SL2A(b) 2336sqft	SL2A(b) 2336sqft	SL2A(c) 2347sqft \$2,886,000
B1																			
B2	COMMON CARPARK																		



TYPE: SL1 4 Bedroom Strata Terrace House
 TYPE: SL2 5 Bedroom Strata Terrace House